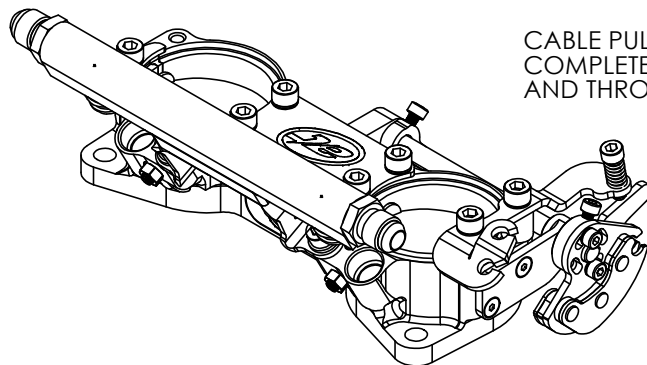
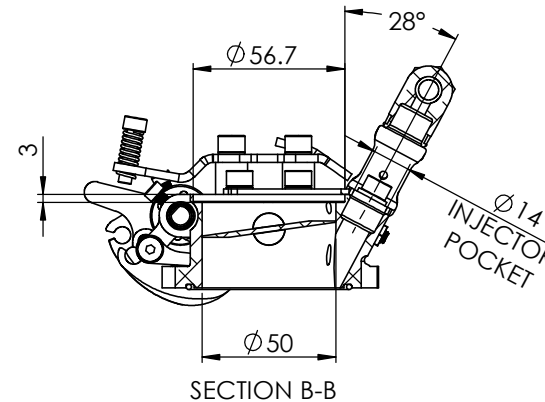
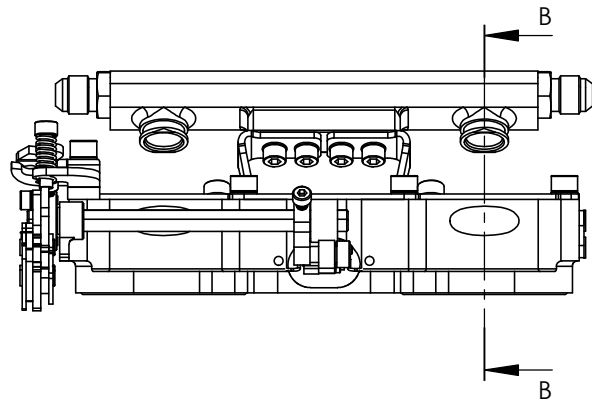
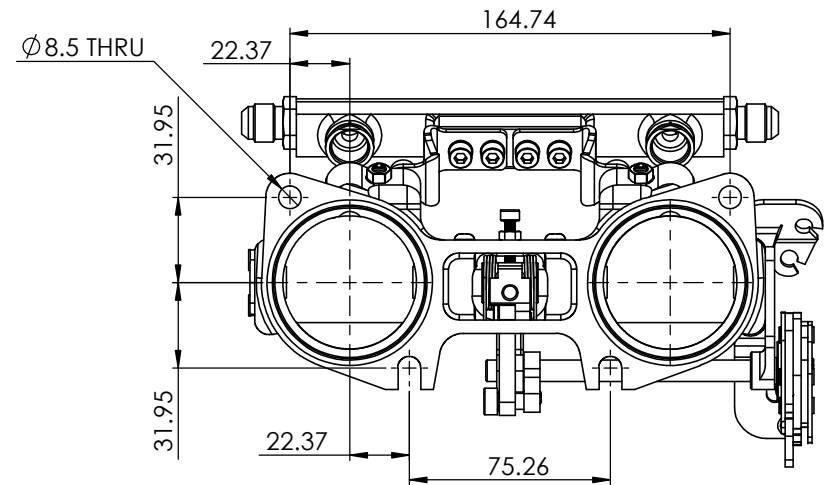
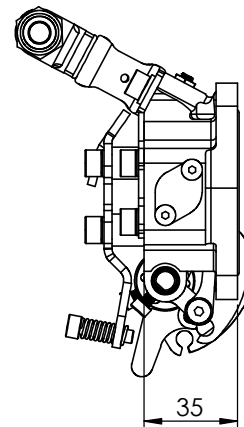
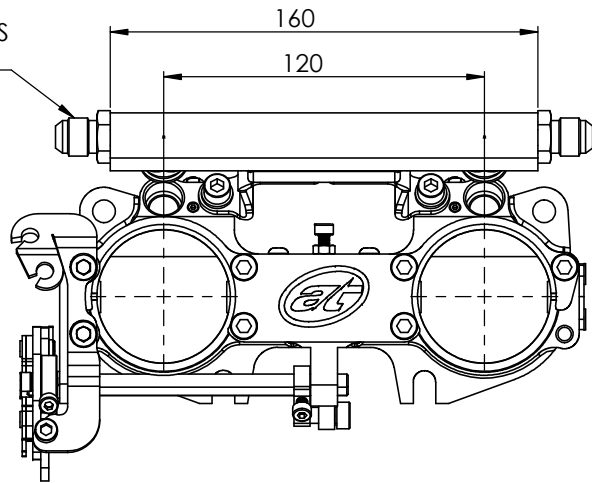


JIC-6
MALE FITTINGS
BOTH ENDS



CABLE PULL ON LEFT HAND END
COMPLETE WITH TWIN CABLE OPTION
AND THROTTLE IDLE ADJUSTMENT

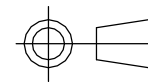


COPYRIGHT (c) 2013
AT POWER LTD
UNIT 9, CHESTNUT DRIVE, WYMONDHAM,
NORFOLK, UK, NR18 9SB

UNLESS OTHERWISE STATED:
DIMENSIONS IN MILLIMETRES
TOLERANCES: LINEAR ± 0.1 ANGULAR $\pm 0.5^\circ$
SURFACE FINISH $\sqrt{\text{A}}$ = $\sqrt{\text{A}}$
DRAWING STANDARDS TO ATQS 6003
DATE FORMAT: DD/MM/YY

THIS DESIGN IS THE PROPERTY OF
AT POWER THROTTLES LTD AND
MUST NOT BE REPRODUCED OR
COMMUNICATED WITHOUT
AUTHORITY

CAD PLOT
DO NOT
SCALE



THIRD ANGLE PROJECTION

SCALE
1:2

WEIGHT
0.9 kg

DRAWN - S.HOW

DATE - 30/05/19

CHECKED - S.HOW

APPROVED - A.CLIFTON

MATERIAL

SEE COMPONENT PARTS

FINISH

SEE COMPONENT PARTS

DRAWING TITLE

ASSY - IDA - 2-CYL -
CENTER PULL - 50MM

DRAWING NUMBER

102-122-00002

SHEET 2 OF 2 A3